


Introductory sub-table (I)(a)


Name of the Company: KAMALAKSHI FINANCE CORPORATION LIMITED			
Scrip Code, Name of the scrip, class of security: 501314, KAMALAKSHI FINANCE CORPORATION LIMITED, EQUITY			
Quarter ended: 31.03.2012			
Partly paid-up shares:-		No. of partly paid-up shares	As a % of total no. of partly paid-up shares
As a % of total no. of shares of the company			
Held by promoter/promoter group		0	0
Held by public		0	0
Total - D		0	0
Outstanding convertible securities: No. of outstanding securities		As a % of total no. of outstanding convertible securities	As a % of total no. of shares of the company, assuming full conversion of the convertible securities
Held by promoter/promoter group		0	0
Held by public		0	0
Total - E		0	0
Warrants:-		No. of warrants	As a % of total no. of warrants
As a % of total no. of shares of the company, assuming full conversion of warrants			
Held by promoter/promoter group		0	0
Held by public		0	0
Total - F		0	0
Total paid-up capital of the company, assuming full conversion of warrants and convertible securities			



Statement Showing Shareholding Pattern


Table (I)(a)

Category of Shareholder	Number of Shares	Total number of shares	Number of shares held in dematerialized form	Total shareholding as a percentage of total number of shares	As a percentage of (A+B) ¹	As a percentage of (A+B+C)	Number of shares	Shares Pledged or otherwise encumbered	As a percentage
	(I)	(II)	(III)	(IV)	(V)	(VI)	(VII)	(VIII) [X] = (VIII)/(IV)*100	(IX) = (VIII)/(IV)*100
(A) Shareholding of Promoter and									
I Indian									
(a) Individuals/ Hindu Undivided Family									
Sub Total (AY1)									
		2	37360		0	74.72	74.72	0	0.00
2 Foreign									
a Individuals (Non-Residents Individuals/ Foreign Individuals)		0	0		0	0.00	0.00	0	0.00
b Bodies Corporate		0	0		0	0.00	0.00	0	0.00
c Institutions		0	0		0	0.00	0.00	0	0.00
d Any Others (Specify)		0	0		0	0.00	0.00	0	0.00
Sub Total (AY2)									
		0	0		0	0.00	0.00	0	0.00
Total Shareholding of Promoter and									
		2	37360		0	74.72	74.72	0	0.00



(I)(c)(i) Statement showing holding of securities (including shares, warrants, convertible securities) of persons belonging to the category "Public" and holding more than 1% of the total number of shares

Sr. No.	Name of the shareholder	Number of shares held	Shares as a percentage of total number of shares i.e., Grand Total (A)+(B)+(C) indicated in Statement at para (I)(a) above}	Details of warrants		Details of convertible securities		Total shares (including underlying shares assuming full conversion of warrants and convertible securities) as a % of diluted share capital
				Number of warrants held	As a % total number of warrants of the same class	Number of convertible securities held	% w.r.t total number of convertible securities of the same class	
1	Subhash Kumar Agarwala	1050	2.10	0	0	0	0	2.1
2	Rita Agarwal	1000	2.00	0	0	0	0	2
3	Pravin Kumar Chand	950	1.90	0	0	0	0	1.9
4	Sindhu Bhalotia	1000	2.00	0	0	0	0	2
5	Sundeeep Daga	1100	2.20	0	0	0	0	2.2
6	Kavita Daga	900	1.80	0	0	0	0	1.8
7	Kushal Jain	1050	2.10	0	0	0	0	2.1
8	Pratik Jain	1000	2.00	0	0	0	0	2
9	Rajesh Agarwal	1050	2.10	0	0	0	0	2.1
10	Ankush Kumar Agarwal	1000	2.00	0	0	0	0	2
11	Milind D Narvekar	1050	2.10	0	0	0	0	2.1
12	Anil D Jaiswal	1000	2.00	0	0	0	0	2
TOTAL		12150	24.30	0	0	0	0	24.3



(D)(d) Statement showing details of locked-in shares

Sr. No.	Name of the shareholder	Number of locked-in shares	Locked-in shares as a percentage of total number of shares {i.e., Grand Total (A)+(B)+(C) indicated in Statement at para (D)(a) above}
1	Laxmikant J. Tanna	37260	74.52
2	Kalyanji Tanna	100	0.20
TOTAL		37360	74.72

