

# KAMALAKSHI FINANCE CORPORATION LIMITED

Regd. Office: 306 Dalamal Chambers, Behind Aayakar Bhavan, New Marine Lines, Mumbai - 400020

Phone No.- (022) 22074889, 22014368, Fax: (022) 22081587,

Web site: [www.kamalakshifinance.com](http://www.kamalakshifinance.com) | email-id: [kamalakshifinance@gmail.com](mailto:kamalakshifinance@gmail.com)

---

Dated: 14/01/2014

*o/c*

To,  
The Bombay Stock Exchange Ltd  
Corporate Relationship Dept,  
1st Floor, New Trading Ring,  
Rotunda Building, P. J. Towers,  
Dalal Street, Fort, Mumbai - 400 001

BSE Code: 501314

**Sub: Submission of Shareholding Pattern pursuant to Clause 35 of the Listing Agreement for the Quarter Ended 31<sup>st</sup> December, 2013**

Dear Sir,

In terms of clause 35 of the Listing Agreement, we are enclosing herewith Shareholding Pattern in the prescribed format for the Quarter Ended 31<sup>st</sup> December, 2013 for your information and records.

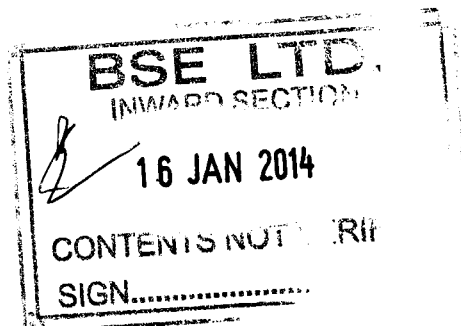
Thanking you,

Yours faithfully,  
For Kamalakshi Finance Corporation Ltd

*Sanjiv Dhanu*

(Authorized Signatory)

Encl: a/a.



# KAMALAKSHI FINANCE CORPORATION LIMITED

Regd. Office: 306 Dalamal Chambers, Behind Aayakar Bhavan, New Marine Lines, Mumbai - 400020

Phone No.- (022) 22074889, 22014368, Fax: (022) 22081587,

Web site: www.kamalakshifinance.com | email-id: kamalakshifinance@gmail.com

## Introductory sub-table (I)(a)

Name of the Company: <b>KAMALAKSHI FINANCE CORPORATION LIMITED</b>			
Scrip Code, Name of the scrip, class of security: <b>501314</b>			
Quarter ended: <b>31/12/2013</b>			
<b>Partly paid-up shares:-</b>	<b>No. of partly paid-up shares</b>	<b>As a % of total no. of partly paid-up shares</b>	<b>As a % of total no. of shares of the company</b>
Held by promoter/promoter group	0	0	0
Held by public	0	0	0
<b>Total - D</b>	<b>0</b>	<b>0</b>	<b>0</b>
<b>Outstanding convertible securities:-</b>	<b>No. of outstanding securities</b>	<b>As a % of total no. of outstanding convertible securities</b>	<b>As a % of total no. of shares of the company, assuming full conversion of the convertible securities</b>
Held by promoter/promoter group	0	0	0
Held by public	0	0	0
<b>Total - E</b>	<b>0</b>	<b>0</b>	<b>0</b>
<b>Warrants:-</b>	<b>No. of warrants</b>	<b>As a % of total no. of warrants</b>	<b>As a % of total no. of shares of the company, assuming full conversion of warrants</b>
Held by promoter/promoter group	0	0	0
Held by public	0	0	0
<b>Total - F</b>	<b>0</b>	<b>0</b>	<b>0</b>
<b>Total paid-up capital of the company, assuming full conversion of warrants and convertible securities</b>	<b>8340000</b>	<b>0</b>	<b>0</b>

For KAMALAKSHI FINANCE CORPORATION LIMITED

  
Director / Authorised Signatory


## Statement Showing Shareholding Pattern

### Table (I)(a)

Category code	Category of Shareholder	Number of Shareholders	Total number of shares	Number of shares held in dematerialized form	Total shareholding as a percentage of total number of shares		Shares Pledged or otherwise encumbered	
					As a percentage of (A+B) <sup>1</sup>	As a percentage of (A+B+C)	Number of shares	As a percentage
(I)	(II)	(III)	(IV)	(V)	(VI)	(VII)	(VIII)	(IX) = (VIII)/(IV)*100
<b>(A)</b>	<b>Shareholding of Promoter and Promoter Group<sup>2</sup></b>							
<b>1</b>	<b>Indian</b>							
(a)	Individuals/ Hindu Undivided Family	0	0	0	0.00	0.00	0	0
(b)	Central Government/ State Government(s)	0	0	0	0.00	0.00	0	0
(c)	Bodies Corporate	1	37260	0	0.45	0.45	0	0
(d)	Financial Institutions/ Banks	0	0	0	0.00	0.00	0	0
(e)	Any Others(Specify)	0	0	0	0.00	0.00	0	0
(e-i)	Directors	0	0	0	0.00	0.00	0	0
(e-ii)	Directors Relative	0	0	0	0.00	0.00	0	0
(e-iii)	Person Acting in Concert	0	0	0	0.00	0.00	0	0
	<b>Sub Total(A)(1)</b>	<b>1</b>	<b>37260</b>	<b>37260</b>	<b>0.45</b>	<b>0.45</b>	<b>0</b>	<b>0</b>
<b>2</b>	<b>Foreign</b>							
a	Individuals (Non-Residents Individuals/ Foreign Individuals)	0	0	0	0.00	0.00	0	0
b	Bodies Corporate	0	0	0	0.00	0.00	0	0
c	Institutions	0	0	0	0.00	0.00	0	0
d	Any Others(Specify)	0	0	0	0.00	0.00	0	0
	<b>Sub Total(A)(2)</b>	<b>0</b>	<b>0</b>	<b>0</b>	<b>0.00</b>	<b>0.00</b>	<b>0</b>	<b>0</b>
	<b>Total Shareholding of Promoter and Promoter Group (A)= (A)(1)+(A)(2)</b>	<b>1</b>	<b>37260</b>	<b>37260</b>	<b>0.45</b>	<b>0.45</b>	<b>0</b>	<b>0</b>
<b>(B)</b>	<b>Public shareholding</b>							
<b>1</b>	<b>Institutions</b>							
(a)	Mutual Funds/ UTI	0	0	0	0.00	0.00	0	0
(b)	Financial Institutions / Banks	0	0	0	0.00	0.00	0	0
(c)	Central Government/ State Government(s)	0	0	0	0.00	0.00	0	0
(d)	Venture Capital Funds	0	0	0	0.00	0.00	0	0
(e)	Insurance Companies	0	0	0	0.00	0.00	0	0
(f)	Foreign Institutional Investors	0	0	0	0.00	0.00	0	0
(g)	Foreign Venture Capital Investors	0	0	0	0.00	0.00	0	0
(h)	Any Other (specify)	0	0	0	0.00	0.00	0	0
(h-i)		0	0	0	0.00	0.00	0	0
(h-ii)		0	0	0	0.00	0.00	0	0
	<b>Sub-Total (B)(1)</b>	<b>0</b>	<b>0</b>	<b>0</b>	<b>0.00</b>	<b>0.00</b>	<b>0</b>	<b>0.00</b>
<b>B 2</b>	<b>Non-institutions</b>							
(a)	Bodies Corporate	0	0	0	0.00	0.00	0	0.00
(b)	Individuals							
i	Individuals -i. Individual shareholders holding nominal share capital up to Rs 1 lakh	54	12700	2850	0.15	0.15	0	0.00
ii	Individual shareholders holding nominal share capital in excess of Rs. 1 lakh.	39	7790000	7790000	93.41	93.41	0	0.00
(c)	Any Other (specify)	0	0	0	0.00	0.00	0	0.00
(c-i)	NRI (Repeat & Non-Repeat)	0	0	0	0.00	0.00	0	0.00
(c-ii)	Hindu Undivided Family (HUF)	7	500040	500000	6.00	6.00	0	0.00
(c-iii)	Clearing Member	0	0	0	0.00	0.00	0	0.00
	<b>Sub-Total (B)(2)</b>	<b>100</b>	<b>8302740</b>	<b>8292850</b>	<b>99.55</b>	<b>99.55</b>	<b>0.00</b>	<b>0.00</b>
<b>(B)</b>	<b>Total Public Shareholding (B)= (B)(1)+(B)(2)</b>	<b>100</b>	<b>8302740</b>	<b>8292850</b>	<b>99.55</b>	<b>99.55</b>	<b>0</b>	<b>0.00</b>
	<b>TOTAL (A)+(B)</b>	<b>101</b>	<b>8340000</b>	<b>8330110</b>	<b>100.00</b>	<b>100.00</b>	<b>0</b>	<b>0.00</b>
<b>(C)</b>	<b>Shares held by Custodians and against which Depository Receipts have been issued</b>							
1	Promoter and Promoter Group	0	0	0	0.00	0.00	0	0.00
2	Public	0	0	0	0.00	0.00	0	0.00
	<b>Sub-Total (C)</b>	<b>0</b>	<b>0</b>	<b>0</b>	<b>0</b>	<b>0</b>	<b>0</b>	<b>0.00</b>
	<b>GRAND TOTAL (A)+(B)+(C)</b>	<b>101</b>	<b>8340000</b>	<b>8330110</b>	<b>100.00</b>	<b>100.00</b>	<b>0</b>	<b>0.00</b>

Sr.No	Notes
1	
2	
3	
4	
5	
6	
7	
8	
9	

**For KAMALAKSHI FINANCE CORPORATION LIMITED**



**Director / Authorised Signatory**



more than 1% of the total number of shares

Sr. No.	Name of the shareholder	Number of shares held	Shares as a percentage of total number of shares (i.e., Grand Total (A)+(B)+(C) indicated in Statement at para (I)(a) above)	Details of warrants		Details of convertible securities		Total shares (including underlying shares assuming full conversion of warrants and convertible securities) as a % of diluted share capital
				Number of warrants held	As a % total number of warrants of the same class	Number of convertible securities held	% w.r.t total number of convertible securities of the same class	
1	MEHUL DEEPAK THAKUR	355000	4.26	0	0	0	0	4.26
2	MANISH R. SHAH	340000	4.08	0	0	0	0	4.08
3	BIMAL J DESAI	340000	4.08	0	0	0	0	4.08
4	RUPA BIMAL DESAI	340000	4.08	0	0	0	0	4.08
5	PRIVANKA JAYENDRA THAKUR	300000	3.60	0	0	0	0	3.60
6	ROHIL JAYENDRA THAKUR	300000	3.60	0	0	0	0	3.60
7	SHIKHAR HITENDRA THAKUR	300000	3.60	0	0	0	0	3.60
8	UTTUNG HITENDRA THAKUR	300000	3.60	0	0	0	0	3.60
9	PRACHI KSHITIJ THAKUR	300000	3.60	0	0	0	0	3.60
10	AUGUSTINE FRANCIS PINTO	250000	3.00	0	0	0	0	3.00
11	GRACE AUGUSTINE PINTO	250000	3.00	0	0	0	0	3.00
12	PRABHABEN MOHANLAL JAIN	200000	2.40	0	0	0	0	2.40
13	ABHISHEK AGARWAL	200000	2.40	0	0	0	0	2.40
14	SANJAY KUMAR AGARWAL	200000	2.40	0	0	0	0	2.40
15	HARESH S JOSHI	200000	2.40	0	0	0	0	2.40
16	VIJAYA NIPUN THAKKAR	200000	2.40	0	0	0	0	2.40
17	ASHISH R AGARWAL	200000	2.40	0	0	0	0	2.40
18	MANISH R AGARWAL	200000	2.40	0	0	0	0	2.40
19	KAMAL LADIWALA	200000	2.40	0	0	0	0	2.40
20	NAMAN NIPUN THAKKAR	200000	2.40	0	0	0	0	2.40
21	MANAN NIPUN THAKKAR	200000	2.40	0	0	0	0	2.40
22	AMI ALKESH LODAYA	200000	2.40	0	0	0	0	2.40
23	URVI GHANSHYAM GORADIA	170000	2.04	0	0	0	0	2.04
24	JAYRAJ SHRISHAIL METGUD	170000	2.04	0	0	0	0	2.04
25	DEEPIKA M. SHAH	170000	2.04	0	0	0	0	2.04
26	RAHUL DHIRAJLAL GADA	170000	2.04	0	0	0	0	2.04
27	MANAN KANTI SHAH	170000	2.04	0	0	0	0	2.04
28	PARESH VADILAL SHAH	170000	2.04	0	0	0	0	2.04
29	MILAN MAHENDRAKUMAR MEHTA	170000	2.04	0	0	0	0	2.04
30	VIJAY SHRISHAIL METGUD	170000	2.04	0	0	0	0	2.04
31	NILAY MILAN MEHTA	170000	2.04	0	0	0	0	2.04
32	HARSH ANIL SHAH	170000	2.04	0	0	0	0	2.04
33	RAJESH KUMAR NAREDI	150000	1.80	0	0	0	0	1.80
34	MOHANLAL GENMAL JAIN-HUF	100000	1.20	0	0	0	0	1.20
35	NEHA NIKESH JAIN	100000	1.20	0	0	0	0	1.20
36	SHARMILA PRADEEP MATOLIA	100000	1.20	0	0	0	0	1.20
37	SALONI ASHOK JAIN	100000	1.20	0	0	0	0	1.20
38	SURESH PAHARIA	100000	1.20	0	0	0	0	1.20
39	UJWALA NAMDEV MANE	100000	1.20	0	0	0	0	1.20
40	SHRUTI NAMDEV MANE	100000	1.20	0	0	0	0	1.20
41	Mitesh Shah	85000	1.02	0	0	0	0	1.02
<b>TOTAL</b>		<b>8210000</b>	<b>98.44</b>	<b>0.00</b>	<b>0.00</b>	<b>0.00</b>	<b>0.00</b>	<b>98.44</b>

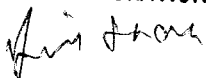
*M. Shah*



(1)(d) Statement showing details of locked-in shares

Sr. No.	Name of the shareholder	Number of Locked-in Shares	Locked-in shares as a percentage of total number of shares (i.e., Grand Total (A)+(B)+(C) indicated in Statement at para (1)(a) above)
1	MEHUL DEEPAK THAKUR	355000	4.26
2	MANISH R. SHAH	340000	4.08
3	BIMAL J DESAI	340000	4.08
4	RUPA BIMAL DESAI	340000	4.08
5	PRIYANKA JAYENDRA THAKUR	300000	3.60
6	ROHIL JAYENDRA THAKUR	300000	3.60
7	SHIKHAR HITENDRA THAKUR	300000	3.60
8	UTTUNG HITENDRA THAKUR	300000	3.60
9	PRACHI KSHITU THAKUR	300000	3.60
10	AUGUSTINE FRANCIS PINTO	250000	3.00
11	GRACE AUGUSTINE PINTO	250000	3.00
12	PRABHABEN MOHANLAL JAIN	200000	2.40
13	ABHISHEK AGARWAL	200000	2.40
14	SANJAY KUMAR AGARWAL	200000	2.40
15	HARESH S JOSHI	200000	2.40
16	VIJAYA NIPUN THAKKAR	200000	2.40
17	ASHISH R AGARWAL	200000	2.40
18	MANISH R AGARWAL	200000	2.40
19	KAMAL LADIWALA	200000	2.40
20	NAMAN NIPUN THAKKAR	200000	2.40
21	MANAN NIPUN THAKKAR	200000	2.40
22	AMI ALKESH LODAYA	200000	2.40
23	URVI GHANSHYAM GORADIA	170000	2.04
24	JAYRAJ SHRISHAIL METGUD	170000	2.04
25	DEEPIKA M. SHAH	170000	2.04
26	RAHUL DHIRAJAL GADA	170000	2.04
27	MANAN KANTI SHAH	170000	2.04
28	PARESH VADILAL SHAH	170000	2.04
29	MILAN MAHENDRAKUMAR MEHTA	170000	2.04
30	VIJAY SHRISHAIL METGUD	170000	2.04
31	NILAY MILAN MEHTA	170000	2.04
32	HARSH ANIL SHAH	170000	2.04
33	RAJESH KUMAR NAREDI	150000	1.80
34	MOHANLAL GENMAL JAIN-HUF	100000	1.20
35	NEHA NIKESH JAIN	100000	1.20
36	SHARMILA PRADEEP MATOLIA	100000	1.20
37	SALONI ASHOK JAIN	100000	1.20
38	SURESH PAHARIA	100000	1.20
39	UJWALA NAMDEV MANE	100000	1.20
40	SHRUTI NAMDEV MANE	100000	1.20
41	Mitesh Shah	85000	1.02
42	RATAN BIHARILAL DULANI	80000	0.96
<b>TOTAL</b>		<b>8290000</b>	<b>99.40</b>

For KAMALAKSHI FINANCE CORPORATION LIMITED

  
Director / Authorised Signatory





(11)(b) Statement showing holding of Depository Receipts (DRs), where underlying shares held by "promoter/promoter group" are in excess of 1% of the total number of shares

Sr. No.	Name of the DR Holder	Type of outstanding DR (ADRs, GDRs, SDRs, etc.)	Number of shares underlying outstanding DRs	Shares underlying outstanding DRs as a percentage of total number of shares {i.e., Grand Total (A)+(B)+(C) indicated in Statement at para (1)(a) above}
1				0.00
2				0.00
3				0.00
4				0.00
5				0.00
6				0.00
7				0.00
8				0.00
9				0.00
<b>TOTAL</b>				0.00

**FOR KAMALAKSHI FINANCE CORPORATION LIMITED**  
  
**Director / Authorised Signatory**